


YENEPOYA MEDICAL COLLEGE

Derlakatte, Mangaluru, Karnataka. PIN: 575018



YENEPOYA

(DEEMED TO BE UNIVERSITY)
Recognized under Sec 3(A) of the UGC Act 1956
Accredited by NAAC with 'A' Grade

Value Added Course

Laparoscopic Skill for the Beginners

ATTESTED

- Dr.Gangadhara Somayaji K.S.
Registrar
Yenepoya(Deemed to be University)
University Road, Derlakatte
Mangalore- 575 018, Karnataka

YENEPOYA MEDICAL COLLEGE

**Department of General Surgery
Yenepoya (Deemed to be University),
Mangalore**

Organises

Value Added Course


‘Laparoscopic Skill for the Beginners’

Date: August 2020 - January 2021

Venue: ASSEND, Yenepoya (Deemed to be University)

**For details Department of General Surgery
Yenepoya (Deemed to be University)
Deralakatte, Mangalore - 575018
Email Id: surg@yenepoya.edu.in**

ATTESTED


Dr. Gangadhara Somayaji K.S.
Registrar
Yenepoya (Deemed to be University)
University Road, Deralakatte
Mangalore- 575 018, Karnataka

YENEPOYA MEDICAL COLLEGE

Contents

1. Preamble

Skill acquisition is an essential component for surgical resident during their PG career as they start their training from novice to proficient level. Laparoscopic surgery is one of the skills every surgeon needs to have. This course will help the surgical residents to fulfill this aspect of their training.

2. **Scope & need for starting the course** – The Medical Council of India in 2017 has rolled out a competency based postgraduate curriculum across all the programs. This curricular frame work stresses the importance of surgical post graduate training in recent advances, addressing the health needs of the community and the competency required for the trainees in handling effectively the common surgical diseases. Laparoscopic surgery is an important part of surgery, being employed across different sub-specialties necessitating the need for basic training in this area for all the PG students in General Surgery.

3. **For whom it is meant** – 2nd /3rd year PG students in General Surgery.

4. **Objectives of the Program/Course** –

- To make the residents understand the basic principles of laparoscopic Surgery including history, indications, equipment & their assembly, OT setup, sterilization methods, complications of Laparoscopy.
- To teach them simple task of hand eye coordination, camera driving, focusing, laparoscopic suturing and knotting.
- To make them perform simple laparoscopic steps such as setting up of the equipment at OT for laparoscopic surgery, understand and perform diagnostic laparoscopy, cholecystectomy and appendicectomy on laparoscopic simulator.
- To make the resident create pneumo-peritoneum and perform diagnostic laparoscopy and cholecystectomy, correctly and safely in a live anaesthetized porcine model.


5. **Duration of the course** – 20 hours. August to January of every academic year.

6. **Teaching learning methods-**

- Lectures with demonstrations, illustrations, photos, videos, endotrainers, laparoscopic simulator and live anaesthetized animal individually, maintaining 1:1 mentor - student ratio, DOAP.

7. Assessment is done by MCQs, VIVA and DOPS using checklist after completion of the training program.

ATTESTED


- Dr. Gangadhara Somayaji K.S.
Registrar
Yenepoya (Deemed to be University)
University Road, Deralakatte
Mangalore- 575 018, Karnataka